

International Student Profile 2015 - 2016

- *International students make up about 5% of the population at CCC.*
- *About 39% of international students are pursuing an Associate degree in Business Administration/Management.*



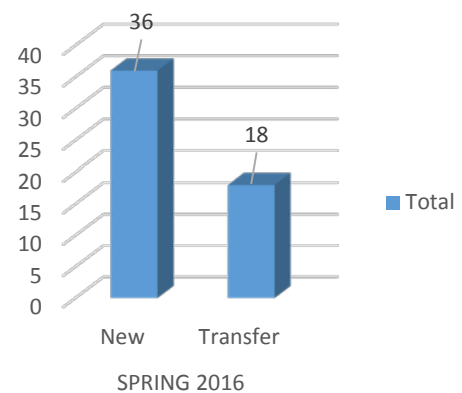
International New Students

New students include completely new to the U.S., and students who have transferred from a U.S. institution.

Semester	Total Applications	Total Entering Class
Fall 2015	UNK	16
Spring 2016	56	31
Fall 2016	75	43

New & Transfer Students

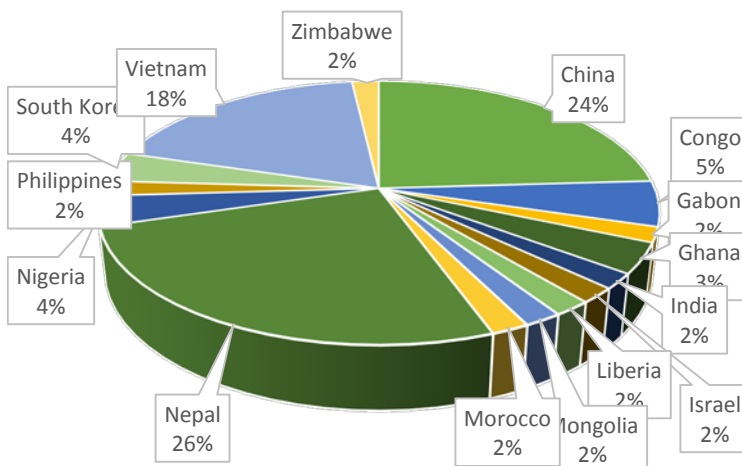
Applications



Diversity of New Students

Our students come from all over the world. Below is a breakdown of the countries of origin for our spring 2016 entering class.

Home Countries



Top 5 Majors

Below are the five most popular majors that new international students in spring 2016 declared.

Note: this does not include any changes in majors after the semester starts.

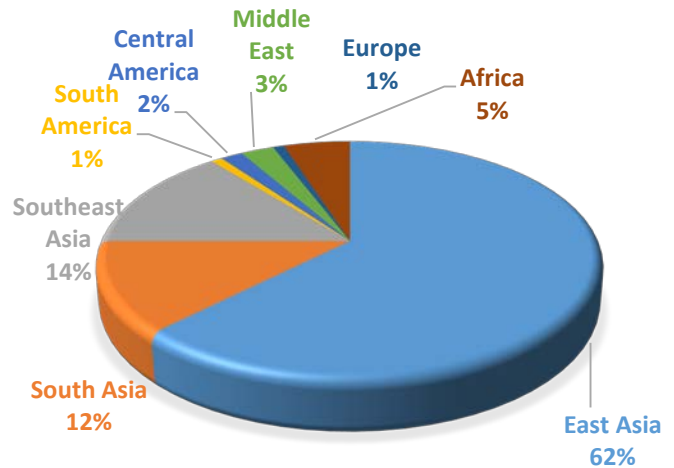
Major	Total
Business Administration	48
Economics	10
Computer Science	9
Mathematics	8
Biological Science	7

Current Student Population

Spring 2016 was a population of about 120 international students. This number fluctuates as students complete the program, transfer, or may be terminated on violation of their F-1 status. However, we see a steady increase in the number of students being admitted, and arriving (indicated on previous page).

The majority of international students at CCC are from East Asia and South Asia. However, we welcome students from all over the world and are advocates for diversity.

Regional Diversity



Transfer Data

The 4-year transfer pattern is offered to all students including international students. Many international students transfer to Universities of California (UC) and California State Universities (CSU).

Transfer Term	Total # of Students	# of Students Transferred
Fall 2015	102	24
Spring 2016	108	8
Fall 2016	120	26

Transfers to 4-Year Universities

Top UC Campus Transfers

Universities of California (UC)
UC Berkeley
UC Davis
UC Los Angeles
UC Santa Barbara
UC San Diego

Top CSU Campus Transfers

California State Universities (CSU)
CSU East Bay
San Diego State University
San Jose State University
San Francisco State University

****Fun fact:** International students made up about 16% of UC admits from CCC for the 2015-2016 academic year.

Source: The Regents of the University of California. (2016). Admissions by source school: Contra costa college. Retrieved from: <http://universityofcalifornia.edu/infocenter/admissions-source-school>.

SARS Data

The Student Appointment Reservation System (SARS) has been available to the International Student Office (ISO). However, utilization of this system was not effective until the middle of the fall 2015 semester.

The graph on the right indicates the percentage of the reasons international students come to the office.

I-20 requests and general information requests make up the bulk of these reasons.

Note: The use of SARS is still limited and is expected increase once the office moves.

SARS Reason Codes

